

GENERAL INSTRUCTIONS FOR FILLING UP OF THE ONLINE APPLICATION FORM AND ONLINE FEE

1. Log on <https://appsconline.in> to access the home page of the website.

ARUNACHAL PRADESH

Public Service Commission

Arunachal Pradesh

Already Registered? For any help in filling up the application form, please contact support@appsconline.in

APPSC invites Applications for the following Posts:

To apply online for a particular vacancy listed below please click on "Apply Now".
(Before applying please be sure that you are eligible for the post)

new! PGT TGT Addendum

To apply online for a particular vacancy listed below please click on "Apply Now".

Post Name	Adv. No	Vancancy	Last Date	Apply Online
Assistant Professor	Advertisement No-PSC-R(B)02/2018	62	2019/02/02	Apply Now
Post Graduate Teacher (PGT) Download Syllabus	Advertisement No-PSC-R(B)03/2018	127	2018/07/19 (4 PM)	Closed
Trained Graduate Teacher (TGT) Download Syllabus	Advertisement No-PSC-R(B)03/2018	540	2018/07/19 (4 PM)	Closed

2. Before filling up the form candidates are advised to carefully go through the Relevant Notification available in the ["All Notifications/Advertisements"](#) in Candidate segment page.

3. Click on the 'apply now' as shown against the respective post/examination you want to apply.

4. Register yourself as a New User in Arunachal Public Service Commission website, Clicking on "NEW USER SIGNUP HERE" link on the web page and fill the parameters of Name, E-mail ID, Password, Date Of Birth and Captcha image. Then press the button "Register". Candidate will receive an auto generated verification email on the email id provided by him. They will have to click on the link to verify their email id. After email id is verified, the candidate is registered on the Commission website. If any candidate does not receive the auto generated email, click on the pending email verification button. There is also a forgot password button.



Public Service Commission

Arunachal Pradesh

Registered Candidate Login Panel



Post Applied for : *

Assistant Professor

E-mail Address *

Enter Registered Email ID

Password *

Enter the text shown in the image *

W6EEf

Enter Image Text

Submit

Reset

Forgot Password

Pending Email Verification

Application System Requirements

- You will need a web browser that has javascript activated.
- Supported web browsers [Google Chrome](#).
- pop-Up blockers should be disabled.
- You must logout of the online application after each session.

REGISTERED CANDIDATES: The candidates already registered with the commission for any of the Examinations/tests need not to register again. Such candidates should click on “REGISTERED USER” link.

(THE CANDIDATES ARE ADVISED TO NOTE DOWN THE REGISTERED EMAIL ID AND PASSWORD AND THIS EMAIL ID AND PASSWORD WILL BE APPLICABLE FOR ALL FUTURE REFERENCES REGARDING THIS EXAMINATION(S)/TEST(S))

5. For Basic Registration process, you have to click on “Click to Apply” option. It will fetch out Candidate’s Basic Registration page in which the candidates have to fill fundamental information, particulars and details asked for. All Fields are mandatory and essential to be filled in by the candidate. Every field has clear written instructions for filling up the particular column which should be carefully read and strictly followed by the candidates while filling up the form. Here the system asks for Candidate’s Personal Information including “Father’s name”, “State”, “Address”, “Contact No”, “Category”, “Qualification details”, and other relevant information. After completing candidate will have click on save and continue button.

There is a declaration below the Basic qualification, Educational Qualification details, candidate will have to tick on the declaration to go to payment section.



Selection of applied post

Subject applied for :- English

Personal Details

1. Applicant's Name *
(In BLOCK Letter) :
2. Father's Name * :
3. Date Of Birth *
(As in the Matriculation/ Secondary Examination Certificate) : 1982-03-24
4. Gender * : Male
5. Mobile No. *
(Please do not prefix 0, +91) :
6. Email Id * :
7. Permanent Resident of Arunachal Pradesh *
(If No select the State name below) : Yes No
8. State/Union Territory : --- Select State ---
9. District of Domicile * :
10. Category * : APST
11. Physically Challenged : No
12. Whether working as a regular employee under the Govt. of Arunachal Pradesh. * (If yes, upload copy of intimation letter to concern department.) : No Yes
13. Present Contact Address * :
 If same as present Address
14. Permanent Contact Address * :
15. Have you ever been debarred from any competitive examination by the APPSC or other state PSC or UPSC * : Yes

a) Date of debarment * : 2018-05-03
b) Period of debarment * : 1

Academic Performance

QUALIFICATION	YEAR OF PASSING	INSTITUTE/UNIVERSITY	SUBJECTS/SPECIALIZATION /MAJOR SUBJECT	OBTAINED MARKS	OUT OF MARKS	CLASS/DIV	CGPA/PERCENTAGE
Class X	<input type="text"/>	<input type="text"/>	<input type="text"/>	<input type="text"/>	<input type="text"/>	1st	F CGPA/%\
Class XII/Dipl	<input type="text"/>	<input type="text"/>	<input type="text"/>	<input type="text"/>	<input type="text"/>	1st	F CGPA/%\
Graduation	<input type="text"/>	<input type="text"/>	<input type="text"/>	<input type="text"/>	<input type="text"/>	1st	F CGPA/%\
Post Graduat	<input type="text"/>	<input type="text"/>	<input type="text"/>	<input type="text"/>	<input type="text"/>	1st	F CGPA/%\
NET/SLET/S&E	<input type="text"/>	<input type="text"/>	<input type="text"/>	<input type="text"/>	<input type="text"/>		CGPA/%\
PHD	<input type="text"/>	<input type="text"/>	<input type="text"/>	<input type="text"/>	<input type="text"/>	1st	CGPA/%\

Declaration


I hereby declare that, the statement made by me in this application is complete and correct to the best of my knowledge and belief. I have carefully gone through the advertisement and conditions laid down there of and also hereby undertake to abide by them. In the event of any information being found false or incorrect before, during and after this examination, the Commission can take any action including cancellation of my candidature at any stage. Till final verification of the original documents, my candidature shall be provisional only.

UPDATE

6. Document uploads section.



a) The candidates are required to upload the images of recent Photograph and Signature Specimen. Images to be uploaded should be only in *.jpg format of size not exceeding 40-100 KB for photograph and 20-60 KB for signature each.

b) Candidates are required to upload scanned copies of required certificates (e.g. matriculation, degree etc). Images to be uploaded should be in *.jpg format of size not exceeding 300KB.



Public Service Commission Arunachal Pradesh

Online Application FormDashboardApplicant Name : Amrit ranjan Borah

<p>Upload Passport Size Photograph (Only jpg.png File to be Upload and max size 100KB)</p> <div style="display: flex; align-items: center; justify-content: center;"><input type="button" value="Choose File"/> <input type="button" value="No file chosen"/></div> 	<p>Upload Signature (Only jpg.png File to be Upload and max size 50KB)</p> <div style="display: flex; align-items: center; justify-content: center;"><input type="button" value="Choose File"/> <input type="button" value="No file chosen"/></div>
<p>Upload Matriculation Certificate for Proof of DoB (Only jpg File to be Upload and max size is 300KB)</p> <div style="display: flex; align-items: center; justify-content: center;"><input type="button" value="VIEW"/> <input type="button" value="Choose File"/> <input type="button" value="No file chosen"/></div>	<p>Upload Matriculation/Class X Marksheet (Only jpg File to be Upload and max size is 300KB)</p> <div style="display: flex; align-items: center; justify-content: center;"><input type="button" value="VIEW"/> <input type="button" value="Choose File"/> <input type="button" value="No file chosen"/></div>
<p>Upload Class XII Certificate (Only jpg File to be Upload and max size is 300KB)</p> <div style="display: flex; align-items: center; justify-content: center;"><input type="button" value="VIEW"/> <input type="button" value="Choose File"/> <input type="button" value="No file chosen"/></div>	<p>Upload Class XII Marksheet (Only jpg File to be Upload and max size is 300KB)</p> <div style="display: flex; align-items: center; justify-content: center;"><input type="button" value="VIEW"/> <input type="button" value="Choose File"/> <input type="button" value="No file chosen"/></div>
<p>Upload Degree Certificate (Only jpg File to be Upload and max size is 300KB)</p> <div style="display: flex; align-items: center; justify-content: center;"><input type="button" value="VIEW"/> <input type="button" value="Choose File"/> <input type="button" value="No file chosen"/></div>	<p>Upload Degree marksheet (Only jpg File to be Upload and max size is 300KB)</p> <div style="display: flex; align-items: center; justify-content: center;"><input type="button" value="VIEW"/> <input type="button" value="Choose File"/> <input type="button" value="No file chosen"/></div>
<p>Upload Post graduation Certificate (Only jpg File to be Upload and max size is 300KB)</p> <div style="display: flex; align-items: center; justify-content: center;"><input type="button" value="VIEW"/> <input type="button" value="Choose File"/> <input type="button" value="No file chosen"/></div>	<p>Upload Post graduation marksheet (Only jpg File to be Upload and max size is 300KB)</p> <div style="display: flex; align-items: center; justify-content: center;"><input type="button" value="VIEW"/> <input type="button" value="Choose File"/> <input type="button" value="No file chosen"/></div>
<p>NET/SLET/SET Qualification Certificate (Only jpg File to be Upload and max size is 300KB)</p> <div style="display: flex; align-items: center; justify-content: center;"><input type="button" value="VIEW"/> <input type="button" value="Choose File"/> <input type="button" value="No file chosen"/></div>	<p>PhD Award Certificate (Only jpg File to be Upload and max size is 300KB)</p> <div style="display: flex; align-items: center; justify-content: center;"><input type="button" value="VIEW"/> <input type="button" value="Choose File"/> <input type="button" value="No file chosen"/></div>
<p>Upload ST Certificate (Only jpg File to be Upload and max size is 300KB)</p> <div style="display: flex; align-items: center; justify-content: center;"><input type="button" value="VIEW"/> <input type="button" value="Choose File"/> <input type="button" value="No file chosen"/></div>	<p>1. Other supporting document if any (Not mandatory) (Only jpg File to be Upload and max size is 300KB)</p> <div style="display: flex; align-items: center; justify-content: center;"><input type="button" value="VIEW"/> <input type="button" value="Choose File"/> <input type="button" value="No file chosen"/></div>
<p>2. Other supporting document if any (Not mandatory) (Only jpg File to be Upload and max size is 300KB)</p> <div style="display: flex; align-items: center; justify-content: center;"><p style="font-size: small; color: blue;">No file uploaded yet. Please select a file :</p><input type="button" value="Choose File"/> <input type="button" value="No file chosen"/></div>	<p>3. Other supporting document if any (Not mandatory) (Only jpg File to be Upload and max size is 300KB)</p> <div style="display: flex; align-items: center; justify-content: center;"><p style="font-size: small; color: blue;">No file uploaded yet. Please select a file :</p><input type="button" value="Choose File"/> <input type="button" value="No file chosen"/></div>

After entering the Candidate`s Basic Registration Form there is provision to “Edit personnel details” and “Edit upload documents ” before clicking the “Pay fees online” button of application form. After final submission, request for change/correction in any particulars in the Application Form shall not be entertained under any circumstances. The Arunachal Pradesh Public Service Commission will not be responsible for any consequences arising out of furnishing of incorrect and incomplete details in the application or omission to provide the required details in the application form.



Dashboard > STEP 2 :Documents Upload > STEP 3 :Online Payment/Edit/Final Submission

- 1) We are in final stage , please click **Pay Fees Online** icon, and pay the Application fees .
- 2) You can preview , edit completed application form and also can edit uploaded documents using image button "Verify Before Submission", "Edit Personal Details", "Edit Uploaded Document" respectively .
- 3) Once you successfully complete payment procedure you can't **edit** the application/uploaded documents.



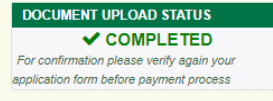
Verify Before Submission



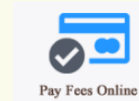
Edit Personal Details



Edit Uploaded Document



DOCUMENT UPLOAD STATUS
✓ **COMPLETED**
For confirmation please verify again your application form before payment process



Pay Fees Online

- 4) After successful completion of payment process you can download your submitted application form and will get confirmation email in your registered email id

7. Online payment

Candidate can pay requisite amount of application fee through Debit or Credit card, net banking . Payment Gateway accepts Debit and Credit cards and net banking facility of all major banks. After filling up the Debit or Credit card details correctly, candidate is required to click on the "Pay" button to complete the payment process. After completing the payment process, candidate can take print of the Application Form for future reference.

Cancel Secure Payment By Citrus

PAY ₹100

8876923154 | amritranjan.borah@gmail.com Show Details

Payment Options : Cards (Credit/Debit)

CardsBanks

New Credit/Debit Card Show Saved Card

Save Card Details

Pay Now

After successful payment, candidate will get a confirmation page as shown below. They can download their application form from here.

Public Service Commission
Arunachal Pradesh

Online Application Form

Dashboard

Applicant Name : Amrit ranjan Borah

[Click here to download the form.](#)

Thank you...

You have successfully submitted application form, please wait for selection procedure.

ARUNACHAL PRADESH PUBLIC SERVICE COMMISSION